

Go Rostral (to head) / Caudal (to tail)
 Medial (to midline) / Lateral (to side)
 Dorsal (to top or back) / Ventral (to bottom or stomach)

BRAINSCAPE
 by Wilson &
 Ostergren
 © 1985
 Purdue Research
 Foundation

Get x / Drop x / Inventory / Score / Save / Restore / Quit

- bring treasures of brain + growth hormone
- anti-immune pill keeps you safe from phagocytes; enter carotid artery
 (W. Jeffrey Wilson
 Lynne Ostergren)

[Lateral Ventricle] fluid, gray M, purple D.

m → [Third Ventricle] corpus C, thalamus, hypothalamus V

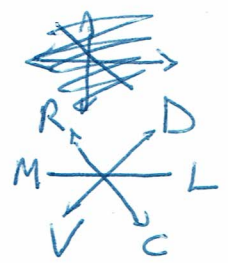
v → [Cerebral Aqueduct] corpus C!, gray (rx)

m → [Periaqueductal Grey Matter] large hill R, small hill D, dr cells V, path C, less fluid M.

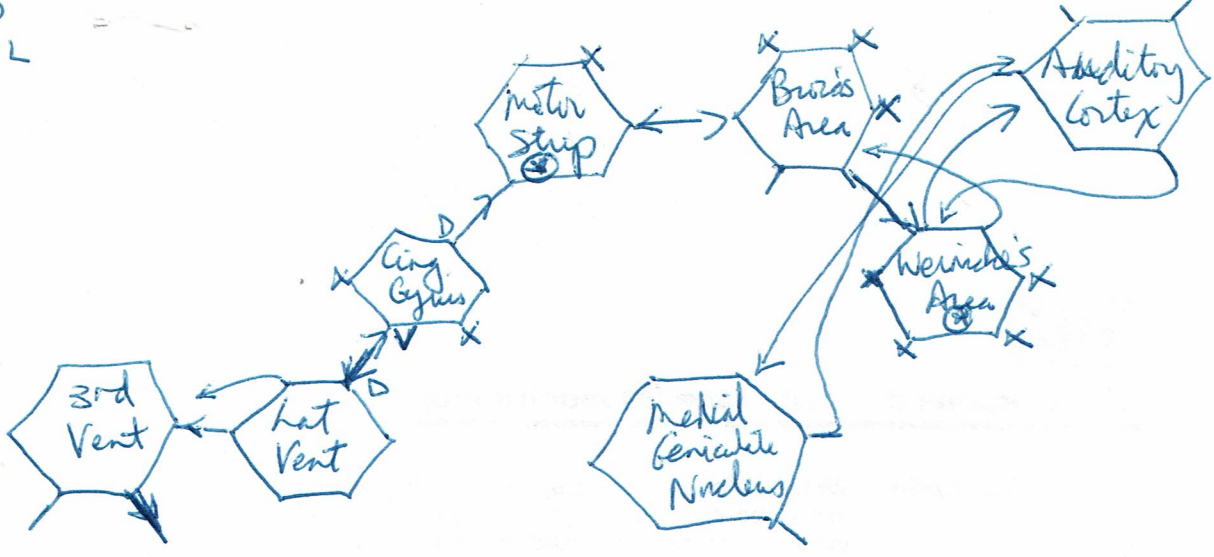
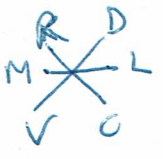
d → [Inferior Colliculus] part of tectum, roof of mesencephalon (R, C, or V)

v → [Periaq Grey M]

from IC [medial Geniculate Nucleus] at C end of thalamus, path L, hill C
no stems



etc 6014 is blue
 Kwi - mrestuff
 Quetzal - spec is on yachin
 groups - support @ google.com
 // minor yachin .org / if active / upon
 / wikipedia / specification / sample - 14.44



- * pyramidal cell in Motor Strip (blue)
- * vesicle for GABA in Wernicke's Area (cont. first word)
- Golgi's shoot at Aud Cortex (takes treasure?)

